



FOUR CORNERS REGIONAL AIRPORT

800 Municipal Drive • Farmington, NM 87401-2663

505-599-1394 • FAX 505-599-1397 • www.fmtn.org

AGENDA

City of Farmington Airport Advisory Commission

February 12, 2019



AIRPORT DIVISION; GENERAL SERVICES DEPARTMENT

A G E N D A

Airport Advisory Commission
Executive Conference Room – 800 Municipal Drive
February 12, 2019 at 4:00 p.m.

ITEM		PAGE
1.	Call Meeting to Order	
2.	Approval of Agenda	
3.	Approval of Minutes from the January 8, 2019 Airport Advisory Commission Meeting	2
4.	Operations Report	4
5.	Business from: Chairman Members Staff Floor	
6.	Adjournment	

For information regarding any item scheduled on this Agenda, please contact the Airport Manager's Office at (505) 599-1394.

ATTENTION PERSONS WITH DIABILITIES: The meeting room and facilities are fully accessible to persons with mobility disabilities. If you plan to attend the meeting and will need an auxiliary aid or service, please contact the City Clerk's Office at 599-1106 or 599-1101 prior to the meeting so that arrangements can be made.

M I N U T E S
AIRPORT ADVISORY COMMISSION
January 8, 2019

The Airport Advisory Commission of the City of Farmington met on Tuesday, January 8, 2019 at 4:00 p.m., in the City of Farmington Executive Conference Room, 800 Municipal Drive, Farmington, New Mexico.

Members Present:

Richard Neely, Chairman
Johnny Arrington, Pro Tem
Theresa Pacheco
Richard Roderick
Steve White

Members Absent:

Wayne Mangum

Staff Present:

Mike Lewis, Airport Manager
Jody Carman, Administrative Aide
Julie Baird, Assistant City Manager

Others Present:

Felicia Bekis, Atlantic Aviation
Bruce Henry, Airport Tenant

Call to Order

The Airport Advisory Commission (AAC) meeting was called to order at 4:00 p.m. by Airport Advisory Commission Chairman Richard Neely, there being a quorum present the following proceedings were duly had and taken.

Approval of the January 8, 2019 Agenda

Chairman Pro-Tem Johnny Arrington asked for a motion to approve the agenda for December 11, 2018. He asked if anyone had changes or wanted a discussion. A motion was made by Richard Neely and seconded by Theresa Pacheco to approve the agenda for December 11, 2018 and passed unanimously by a vote of 3-0.

Approval of the Minutes from the December 11, 2018, Regular Meeting of the AAC

Chairman Richard Neely asked for a motion to approve the minutes from December 11, 2018. He asked if anyone had any changes or wanted a discussion. A motion was made by Richard Roderick and seconded by Theresa Pacheco to approve the minutes of the December 11, 2018 regular meeting of the Airport Advisory Commission and passed unanimously by a vote of 3-0.

Operations Report

In addition to the data included in the agenda for January 1, 2019, Mike Lewis noted operation numbers were a little lower this December over last December, most likely due to the bad weather, but higher year over year. No Worries Restaurant numbers reflected the possibility of their new meeting room rentals and/or the National Football League (NFL) being back in favor with fans this season, or both. The car companies reflect steady business even with no commercial service at Four Corners Regional Airport.

Johnny Arrington noted No Worries Bar and Grill has added greatly to the business and activity at Four Corners Regional Airport. Mike Lewis added restaurant staff was responding well to alcohol related issues and were responding well to parking lot trash maintenance. Mike wishes No Worries Bar and Grill well, with the addition of the new conference room, for plentiful business opportunities.

Additional Operations Information

1. Archipele Technologies Inc. Signed a lease for Hangar 9 and are coming in this week with a deposit check. Johnny Arrington suggested we invite the owner of Archipele to come to an AAC meeting and introduce himself, as well as sharing information about the manufacturing that will occur in Hangar 9. Mike noted the business included drones and 3-D metal printers. The new company is looking into building additional property for aluminum forging.
2. The experimental airship company, SCEYE from Roswell, might fly in the new year, weather permitting. Administrative Aide Jody Carman will send out notification to Four Corners Regional Airport (FCRA) tenants when the flight is scheduled to occur.
3. Airport runway upgrades are on track. The bidding process for construction could start by May 1, 2019.
4. Airport is awaiting for the FAA approval for building the Gary Mize hangar. Gary is working with contractors, and would like to break ground in February. The location of the new hangar will be between existing Hangar 7 and 9. Additionally, a 1952 Hiller Helicopter owned by Zachary Gwyn will be housed in the new Mize hangar. There was a short discussion regarding the Hiller flying in local air density.
5. Research regarding the request for proposal (RFP) for airport fixed base operator (FBO) is well underway and Mike is preparing to work with purchasing regarding the bidding process.
6. Snow was plowed for 6 days after Christmas and there was no loss of flight operations, as the runways were kept open and clear.
7. Mike thanked Steve White for his service of three (3) consecutive terms of three (3) years on the Airport Advisory Commission. In honor of Steve's service, cake was served. Mike Lewis informed the AAC Steve White would also be honored at the City Council meeting this evening of January 8 at 6:00 p.m. Mike also noted AAC member Wayne Mangum, who was unable to attend this month, will be moving to the city commission for Planning and Zoning. We will greatly miss both members. Mike Lewis added Theresa Pacheco would, most likely, move from her alternate position on the commission to a regular member.

There was a short discussion regarding how the new members for AAC would be chosen. Mike explained it was at the liberty of the Mayor to appoint new members, however airport staff has notified airport tenants there are positions to be filled, and if anyone has an interest in serving on the commission, they were welcome to apply. Commission members were specifically needed at this time as the RFP for FBO progresses.

Business from the Staff:

Chairman Richard Neely asked if there were any more questions from staff. There were no questions or comments.

Business from the Floor:

Chairman Richard Neely asked if anyone from the floor had something to say. There were no questions or comments.

There being no further business to come before the Commission, the January 8, 2019 meeting was adjourned by Chairman Richard Neely, the motion was made by Johnny Arrington and seconded by Richard Roderick at 4:18 p.m.

Richard Neely - Chairman

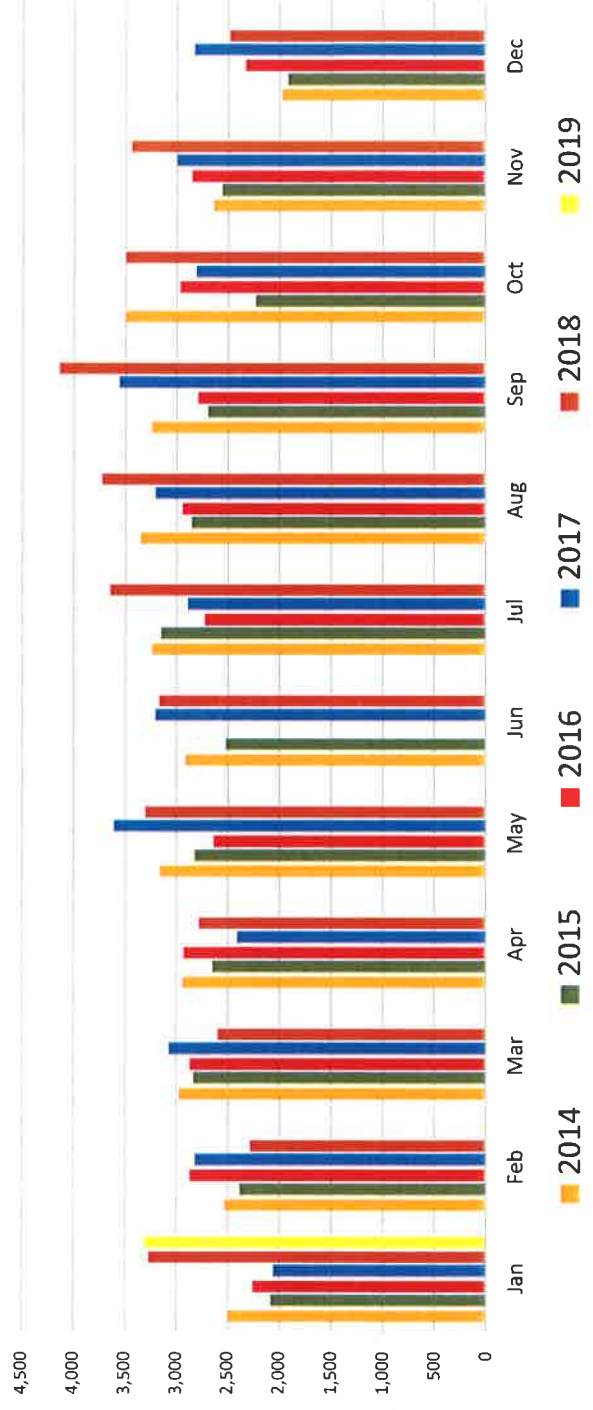
Jody Carman – Administrative Aide

OPERATIONS REPORT

FEBRUARY 2019

	Jan	Feb	Mar	Apr	May	Jun	Jul	Aug	Sep	Oct	Nov	Dec
2014	2,505	2,531	2,974	2,942	3,164	2,911	3,241	3,354	3,244	3,500	2,638	1,973
2015	2,086	2,387	2,837	2,651	2,826	2,522	3,154	2,855	2,698	2,230	2,559	1,919
2016	2,256	2,868	2,868	2,930	2,632	0	2,721	2,941	2,786	2,960	2,849	2,330
2017	2,062	2,821	3,077	2,414	3,613	3,207	2,895	3,207	3,561	2,810	3,000	2,830
2018	3,273	2,280	2,599	2,779	3,304	3,169	3,646	3,724	4,137	3,495	3,439	2,479
2019	3,319	0	0	0	0	0	0	0	0	0	0	0

Air Traffic Operations



2013	36,454	2014	34,977	2015	30,724	2016	30,141
2017	35,497	2018	38,324	2019	3,319	2020	

Monthly Fuel Flowage Report (Gallons)

2019	Jan	Feb	Mar	Apr	May	Jun	Jul	Aug	Sep	Oct	Nov	Dec	Year Total
AVGAS	8,069												8,069
Jet A	15,141												15,141
Total	23,210												23,210

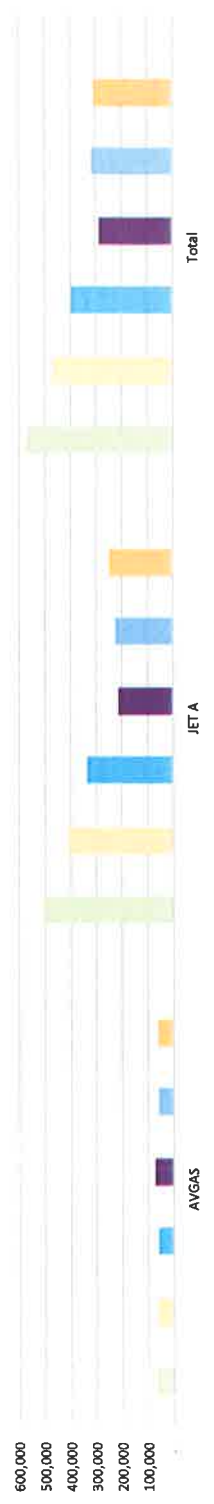
2019 Monthly Fuel Flowage Chart (Gallons)



	January	February	March	April	May	June	July	August	September	October	November	December
2013 AVGAS	0	8,004	0	8,330	3,942	0	8,317	8,284	12,034	0	8,081	8,522
Jet A	48,574	31,912	62,701	23,571	35,063	38,154	39,334	61,966	30,592	54,542	30,769	47,582
2014 AVGAS	8,516	0	0	8,235	8,334	0	0	8,050	0	8,183	8,278	8,511
Jet A	32,360	32,272	40,234	46,879	23,529	39,471	31,479	46,946	15,407	46,535	31,279	20,577
2015 AVGAS	0	0	7,984	5,134	7,883	7,987	8,501	11,901	0	11,733	0	0
Jet A	23,828	15,829	24,165	31,849	30,800	30,570	31,554	31,314	30,987	23,485	30,241	31,430
2016 AVGAS	8,531	0	19,483	0	7,820	8,090	3,935	7,838	8,032	0	10,267	8,008
Jet A	15,806	15,453	75,967	0	15,435	23,564	7,717	23,305	14,882	22,391	7,436	21,463
2017 AVGAS	8,008	0	0	8,001	8,238	8,044	8,322	0	4,122	8,053	0	8,102
Jet A	20,457	21,783	22,717	13,439	20,947	29,117	26,813	22,766	22,521	23,148	15,670	15,763
2018 AVGAS	8,179	897	0	8,121	7,945	0	7,771	7,862	7,933	3,007	8,145	0
Jet A	23,382	23,821	15,625	23,408	7,759	22,860	22,373	20,001	20,286	22,679	30,621	15,330

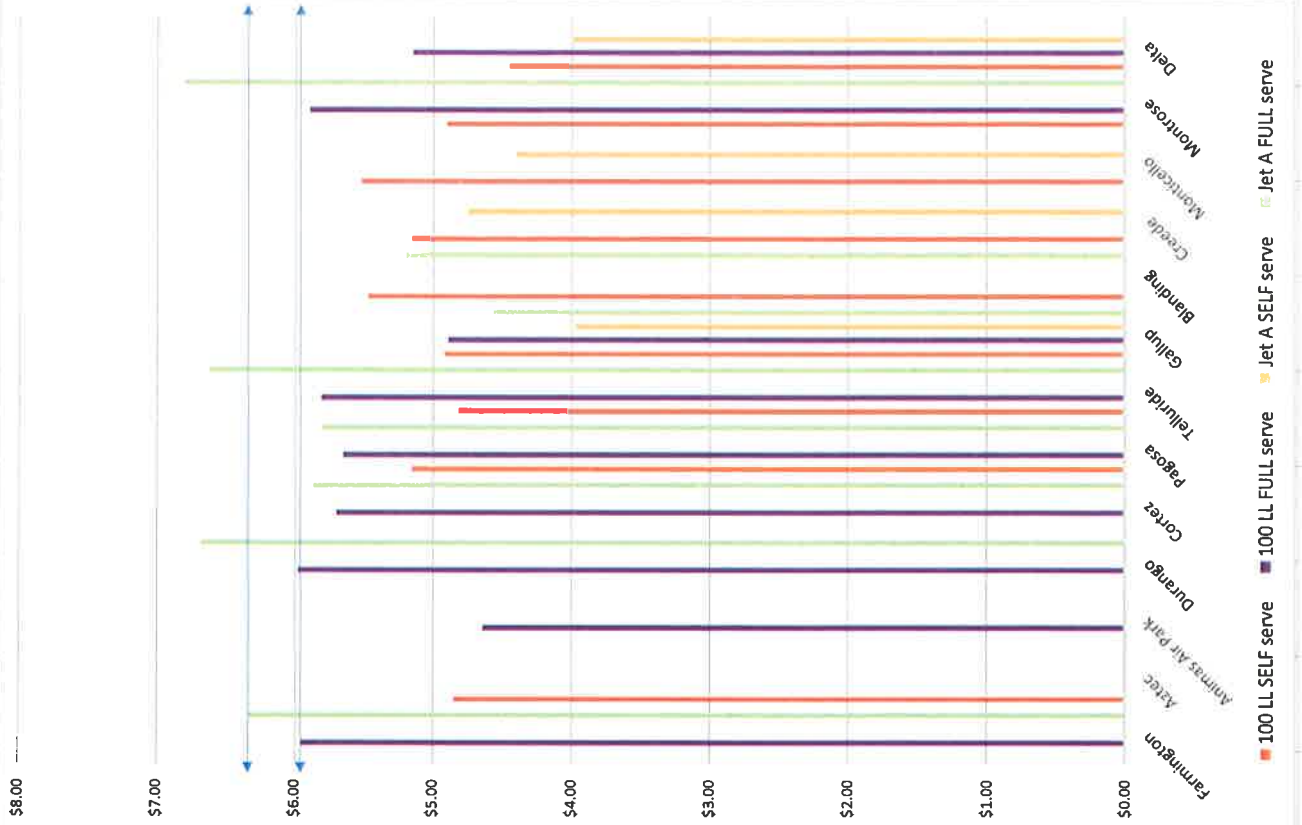
	2013	2014	2015	2016	2017	2018
AVGAS	65,514	58,207	61,133	73,471	60,890	60,060
JET A	504,790	406,968	336,062	212,160	225,141	247,955
Total	570,304	465,175	397,195	285,631	316,031	308,015

Yearly Fuel Flowage Trend



REGIONAL FUEL PRICING February, 2019

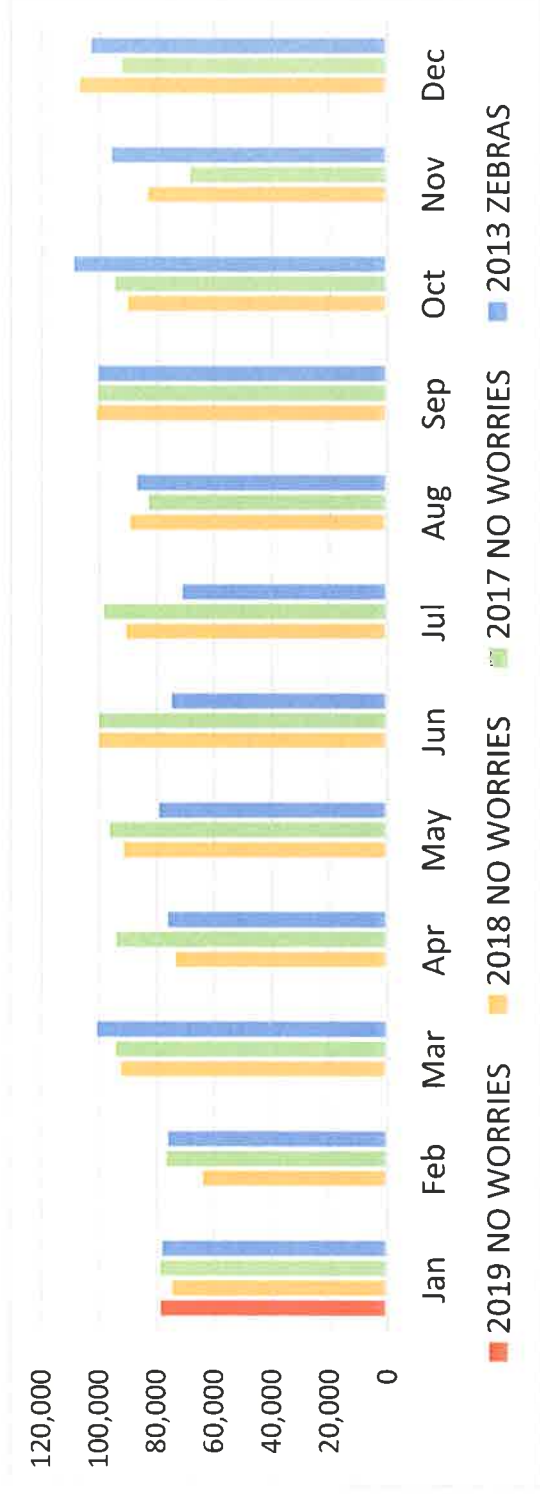
	100 LL SELF serve	100 LL FULL serve	Jet A SELF serve	Jet A FULL serve
Farmington		\$5.96		\$6.34
Difference				
Regional AVG	\$5.02	\$5.47	\$4.28	\$5.93
Difference	\$0.94	\$0.50	\$2.06	\$0.41
Aztec	\$4.85			
Difference	\$1.11			
Animas Air Park		\$4.64		
Difference		\$1.32		
Durango		\$5.98		\$6.68
Difference		\$0.02		\$0.34
Cortez		\$5.70		\$5.87
Difference		\$0.26		\$0.47
Pagosa		\$5.65		\$5.80
Difference		\$0.81		\$0.54
Telluride		\$4.81		\$6.62
Difference		\$1.15		\$0.28
Gallup		\$4.92		\$4.57
Difference		\$1.04		\$2.37
Blanding		\$5.47		\$5.19
Difference		\$0.49		\$1.15
Creede		\$5.15		\$4.75
Difference		\$0.81		\$1.59
Monticello		\$5.52		\$4.40
Difference		\$0.44		\$1.94
Montrose		\$4.90		\$6.80
Difference		\$1.06		\$0.46
Delta		\$4.45		\$3.99
Difference		\$1.51		\$2.35



NO WORRIES Total Gross Sales 2017 - 2019

Compared to ZEBRAS Total Gross Sales 2013

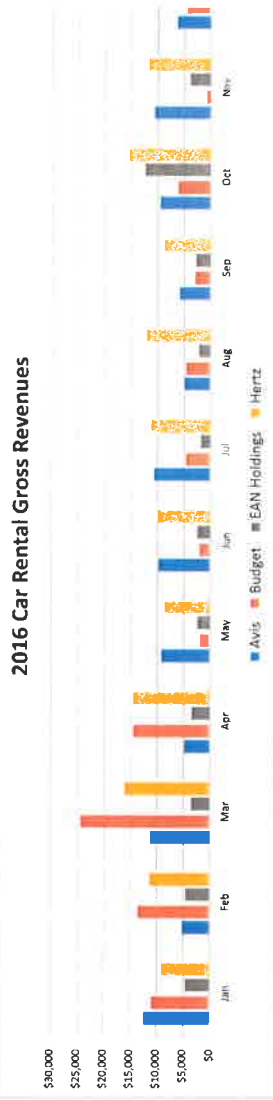
	2019 NO WORRIES	2018 NO WORRIES	2017 NO WORRIES	2013 ZEBRAS
Jan	78,428	74,329	78,768	78,032
Feb		63,743	76,526	76,122
Mar		92,214	93,996	100,762
Apr		73,276	93,815	76,036
May		91,388	96,229	79,155
Jun		99,896	99,917	74,843
Jul		90,514	98,353	70,972
Aug		89,183	82,752	86,944
Sep		100,971	100,501	100,379
Oct		90,005	94,438	108,853
Nov		83,068	68,349	95,693
Dec		106,814	92,167	102,835
	78,428	1,055,401	1,075,811	1,050,626



Car Rental Gross Revenues

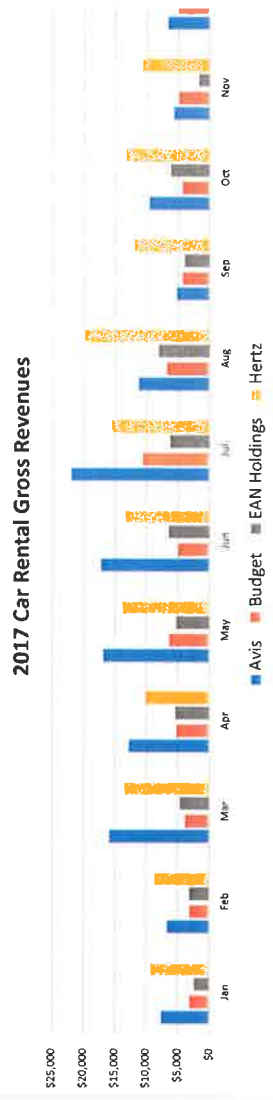
2016 Car Rental Gross Revenues

2016	Avis	Budget	EAN Holdings	Hertz	Monthly Totals
Jan	\$12,333	\$10,870	\$4,631	\$9,028	\$36,862
Feb	\$5,251	\$13,465	\$4,550	\$11,259	\$34,525
Mar	\$11,261	\$24,369	\$3,518	\$16,070	\$55,168
Apr	\$4,850	\$14,304	\$3,442	\$14,551	\$37,227
May	\$9,216	\$1,986	\$2,437	\$8,638	\$22,277
Jun	\$9,816	\$2,003	\$2,513	\$9,861	\$24,193
Jul	\$10,672	\$4,573	\$1,845	\$11,261	\$28,351
Aug	\$4,954	\$4,573	\$2,257	\$11,981	\$23,765
Sep	\$5,897	\$2,923	\$2,785	\$8,710	\$20,315
Oct	\$9,578	\$6,131	\$12,393	\$15,453	\$43,555
Nov	\$10,730	\$913	\$3,869	\$11,768	\$27,280
Dec	\$6,427	\$4,436	\$5,363	\$11,186	\$27,432
	\$100,985	\$49,626	\$49,603	\$139,716	



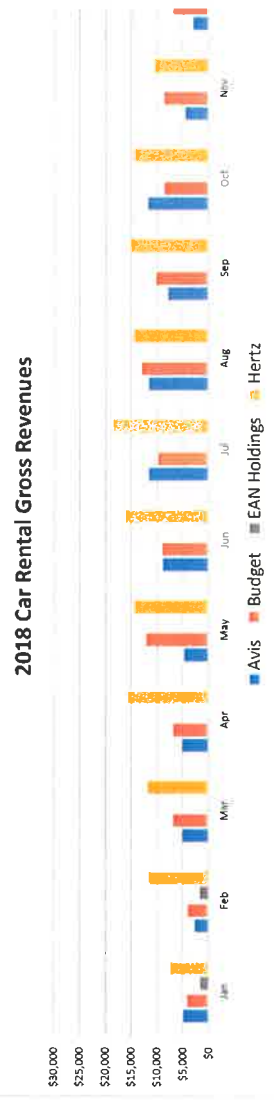
2017 Car Rental Gross Revenues

2017	Avis	Budget	EAN Holdings	Hertz	Monthly Totals
Jan	\$7,609	\$3,052	\$2,422	\$9,194	\$22,277
Feb	\$6,696	\$3,105	\$3,169	\$8,604	\$21,574
Mar	\$15,889	\$3,742	\$4,682	\$13,394	\$37,707
Apr	\$12,848	\$5,106	\$5,371	\$9,586	\$33,311
May	\$16,912	\$6,301	\$5,258	\$13,745	\$42,216
Jun	\$17,292	\$4,880	\$6,441	\$13,298	\$41,912
Jul	\$21,953	\$10,585	\$6,232	\$15,532	\$54,302
Aug	\$11,314	\$6,726	\$8,082	\$19,827	\$45,949
Sep	\$5,227	\$4,189	\$4,026	\$11,930	\$25,372
Oct	\$9,612	\$4,249	\$6,219	\$13,271	\$33,351
Nov	\$5,725	\$4,876	\$1,731	\$10,671	\$23,003
Dec	\$6,725	\$4,939	\$897	\$15,485	\$28,046
	\$137,802	\$61,790	\$54,530	\$184,938	



2018 Car Rental Gross Revenues

2018	Avis	Budget	EAN Holdings	Hertz	Monthly Totals
Jan	\$4,872	\$3,955	\$1,592	\$7,385	\$17,804
Feb	\$2,715	\$3,882	\$1,653	\$11,644	\$19,894
Mar	\$5,122	\$6,723	\$0	\$11,716	\$23,561
Apr	\$5,122	\$6,723	\$0	\$15,647	\$27,492
May	\$4,699	\$11,918	\$0	\$14,135	\$30,752
Jun	\$8,803	\$8,800	\$0	\$15,943	\$33,546
Jul	\$11,985	\$9,660	\$0	\$18,297	\$39,542
Aug	\$11,992	\$12,894	\$0	\$14,170	\$38,656
Sep	\$7,802	\$10,092	\$0	\$14,939	\$32,833
Oct	\$11,778	\$8,452	\$0	\$14,263	\$34,493
Nov	\$4,548	\$8,545	\$0	\$10,477	\$23,570
Dec	\$3,027	\$6,882	\$0	\$6,309	\$16,218
	\$81,666	\$98,526	\$3,245	\$184,926	



2019 Car Rental Gross Revenues

2019	Avis	Budget	EAN Holdings	Hertz	Monthly Totals
Jan					\$0
Feb					\$0
Mar					\$0
Apr					\$0
May					\$0
Jun					\$0
Jul					\$0
Aug					\$0
Sep					\$0
Oct					\$0
Nov					\$0
Dec					\$0
	\$0	\$0	\$0	\$0	\$0



*EAN gone March 2018